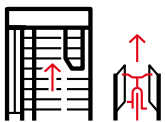




**SPEED GATES | FULL-HEIGHT TURNSTILES**

# Bike Park Solutions

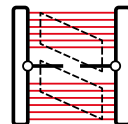
Enabling **self-service operation at the entrance of the bicycle parking and on the perimeter** to allow cyclists to park their bikes quickly and safely while securing the facility's or company's premises.



Advanced speed gates and heavy-duty full-height turnstiles tailored for bicycle parking applications



Zero maintenance motor drive designed for 25 million MCBF (speed gate range)



Detection system utilizing advanced optical sensors and induction loops



Solutions suitable for both harsh outdoor environments and indoor usages

**cominfo**

By **GUNNEBO** Entrance Control

# Bike park solutions

## Speed gates

At a time when cities need to be more adaptable to account for increased urbanization, digitalization, and sustainability, **cycling is becoming an obvious commuting choice** more than ever.

As the number of cyclists exceeds the current infrastructures capabilities and is projected to increase substantially over the next few years, **the infrastructure, including bicycle parking, must be improved.**

Using advanced speed gate technology, **we make bicycle parking facilities more efficient and convenient.** Our bike product range enables self-service operation at the entrance of the bicycle parking, allowing cyclists to park their bikes quickly and safely and securing facility's premises.


Three models are available, **EasyGate SPT Bike, EasyGate SPT Bike Outdoor,** and **EasyGate Optical-Bike.**

## Self-service bicycle parking

- 1 The user **identifies themselves with a designated credential or smartphone** on the terminal integrated in the front of the speed gate cabinet or installed on the external post.
- 2 Once the **user is verified and the induction loops detect the bike, the speed gate wings will open.** When passing, the user is detected by optical sensors. Concerning the barrier-free EasyGate Optical-Bike, the user can pass the bike lane unobtrusively upon being verified. Additionally, dual identification is possible, where a simultaneous verification of the user's credentials and an RFID tag on the bike is required. Also, only a bike tag can be used for the parking facility entry.
- 3 The speed gate **wings stay open as long as the induction loops detect the bike and optical sensors detect the user.**
- 4 After the user with the bike passes through the speed gate, and **neither he nor the bike is detected, the wings will close.**



EasyGate SPT Bike



## Outdoor solution EasyGate SPT Bike Outdoor

Specifically **designed to withstand harsh outdoor environments**, the EasyGate SPT Bike Outdoor speed gate does not require a shelter or canopy.

It features **IP53 protection and strengthened cabinet construction**, resisting rain, snow, and humidity or temperature change.



## Benefits

- High bicycle throughput with up to 15<sup>[1][2]</sup>, respectively 30-40<sup>[3]</sup> bike users per minute reduces possible congestion and queues
- Zero-maintenance motor drive is designed for 25 million MCBF (Mean Cycles Between Failure)<sup>[1][2]</sup>
- The special Z-shape of glass wings prevents the bike from being stuck<sup>[1][2]</sup>
- The durable outdoor solution features IP 53 protection and strengthened cabinet construction<sup>[2]</sup>
- High-precision optical sensors prevent any tailgating and crossover situations
- Automated speed gate operation minimizes the strain on parking facility personnel
- The induction loops are integrated into a designated ramp or installed in a concrete base

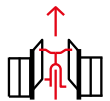
[1] EasyGate SPT Bike [2] EasyGate SPT Bike Outdoor [3] EasyGate Optical-Bike



Public indoor and outdoor bicycle parking facilities



Company bicycle parking garages and other designated areas




Installation on the perimeter at the fence line

## Optical speed gate EasyGate Optical-Bike

Fashioned without glass wings, the EasyGate Optical-Bike offers **unobtrusive security detection** while facilitating **faster bike throughput** with up to 40 users per minute.

In the case of an attempted unauthorized passage, the barrier-free solution immediately triggers the alarm and alerts the bicycle parking personnel. This model is designed for locations with 24/7 surveillance.

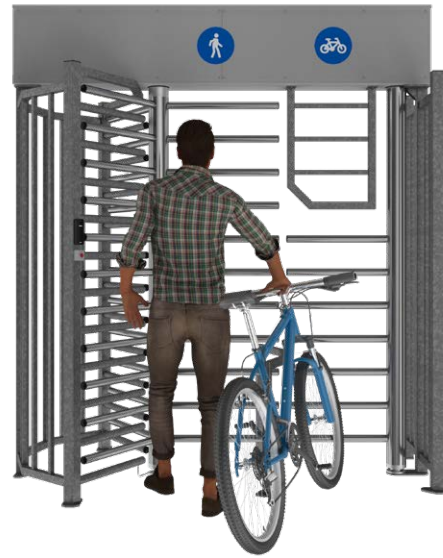


# Full-height turnstiles

The REXON range combines a full-height turnstile for pedestrian access **with an integrated bicycle gate**.

Heavy-duty construction, low-maintenance motor drive, and anti-corrosive finish make it well-suited **for harsh outdoor installations**, especially in the perimeter, where bike access is needed. However, it also fits the needs of the indoor application.

- Designed for high-traffic conditions with minimal maintenance
- Induction loops for enhanced security (ramp or concrete base)
- A wide range of accessories and customization options
- Two models are available, REXON ERA 3 GATE-Bike and REXON DEA 3 GATE-Bike



Specifications are subject to change without prior notice. ed. 07-2024

	EasyGate SPT Bike	EasyGate SPT Bike Outdoor	EasyGate Optical-Bike	REXON ERA 3 GATE-Bike	REXON DEA 3 GATE-Bike
<b>Overview</b>					
Barrier type	Swing speed gate	Swing speed gate	Optical speed gate	Full-height turnstile with bicycle gate	Full-height turnstile with bicycle gate
Drive unit	Magnetic Direct Drive (25 million MCBF)	Magnetic Direct Drive (25 million MCBF)	–	Fail-Safe / Fail-Lock Drive	Fail-Safe Drive
Operating environment	Indoor	Outdoor	Indoor	Indoor / Outdoor	Indoor / Outdoor
<b>Safety &amp; security</b>					
Tailgating / crossover detection	Yes	Yes	Yes	No	No
Emergency mode	Free to open Automatic opening in exit direction <sup>[1]</sup> Pushthrough feature <sup>[1]</sup>	Free to open Automatic opening in exit direction <sup>[1]</sup> Pushthrough feature <sup>[1]</sup>	Free to go	Free to open	Free to open
Induction loop	Yes	Yes	Yes	Yes <sup>[1]</sup>	Yes <sup>[1]</sup>

[1] Option



EasyGate SPT Bike Outdoor | Byondis Campus, Nijmegen NL



REXON ERA 3 GATE-Bike, Rostra, Zlin CZ



EasyGate Optical-Bike | Bike Parking, Amsterdam NL

COMINFO, a.s.

Nabrezi 695, 760 01 Zlin - Prstne, Czech Republic, T +420 603 151 333, cominfo@cominfo.cz

www.cominfo.eu

**cominfo**

By **GUNNEBO** Entrance Control